

**KEDIA** ADVISORY



# DAILY ENERGY REPORT

13 May 2026

**Kedia Stocks and Commodities Research Pvt. Ltd.**

SEBI Registration Number: INH000006156 | Disclaimer: <https://kediaadvisory.com/disclaimer>



### MCX UPDATE

Commodity	Expiry	Open	High	Low	Close	% Change
CRUDEOIL	18-May-26	9457.00	9792.00	9419.00	9723.00	3.70
CRUDEOIL	18-Jun-26	9190.00	9518.00	9142.00	9441.00	3.59
CRUDEOILMINI	18-May-26	9476.00	9792.00	9419.00	9723.00	3.69
CRUDEOILMINI	18-Jun-26	9184.00	9520.00	9141.00	9443.00	3.60
NATURALGAS	26-May-26	279.30	281.70	269.10	270.90	-2.41
NATURALGAS	25-Jun-26	300.40	302.90	291.50	292.90	-2.27
NATURALGAS MINI	26-May-26	279.20	281.80	269.20	270.90	-11.63
NATURALGAS MINI	25-Jun-26	295.00	302.90	291.70	293.00	4.95

### INTERNATIONAL UPDATE

Commodity	Open	High	Low	Close	% Change
Crudeoil \$	101.99	101.99	101.15	101.32	-0.73
Natural Gas \$	2.8270	2.8310	2.8190	2.8210	-0.25
Lme Copper	14160.83	14191.48	14133.58	14133.58	0.78
Lme Zinc	3546.30	3552.95	3536.40	3538.20	0.32
Lme Aluminium	3552.23	3577.05	3540.70	3575.20	-0.09
Lme Lead	1998.55	2001.95	1998.55	2000.95	0.19
Lme Nickel	18960.50	19046.00	18960.50	19033.50	0.66

### OPEN INTEREST SNAPSHOT

Commodity	Expiry	% Change	% Oi Change	Oi Status
CRUDEOIL	18-May-26	3.70	7.87	Fresh Buying
CRUDEOIL	18-Jun-26	3.59	9.14	Fresh Buying
CRUDEOILMINI	18-May-26	3.69	6.36	Fresh Buying
CRUDEOILMINI	18-Jun-26	3.60	20.12	Fresh Buying
NATURALGAS	26-May-26	-2.41	-20.16	Long Liquidation
NATURALGAS	25-Jun-26	-2.27	-1.09	Long Liquidation
NATURALGAS MINI	26-May-26	-2.41	-11.63	Long Liquidation
NATURALGAS MINI	25-Jun-26	-2.24	4.95	Fresh Selling

## Technical Snapshot

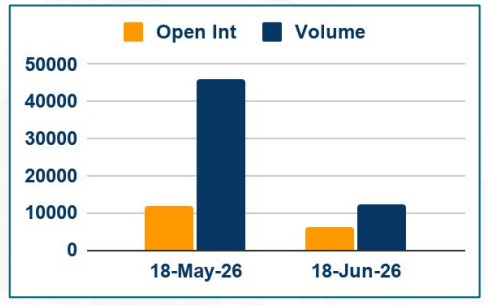


**BUY CRUDEOIL MAY @ 9600 SL 9400 TGT 9850-10000. MCX**

### Observations

- Crudeoil trading range for the day is 9272-10018.
- Crude oil rose as stark differences between the U.S. and Iran to end the war pushed supply concerns back into spotlight.
- U.S. crude stocks were estimated to have dropped by about 1.7 million barrels last week.
- OPEC oil output hits new low in April on Hormuz export disruption
- HSBC raises 2026 Brent price forecast to \$95 per barrel

### OI & Volume



### Spread

Commodity	Spread
CRUDEOIL JUN-MAY	-282.00
CRUDEOILMINI JUN-MAY	-280.00

### Trading Levels

Commodity	Expiry	Close	R2	R1	PP	S1	S2
CRUDEOIL	18-May-26	9723.00	10018.00	9871.00	9645.00	9498.00	9272.00
CRUDEOIL	18-Jun-26	9441.00	9743.00	9592.00	9367.00	9216.00	8991.00
CRUDEOILMINI	18-May-26	9723.00	10018.00	9871.00	9645.00	9498.00	9272.00
CRUDEOILMINI	18-Jun-26	9443.00	9747.00	9595.00	9368.00	9216.00	8989.00
Crudeoil \$		101.32	102.33	101.83	101.49	100.99	100.65

## Technical Snapshot



**BUY NATURALGAS MAY @ 266 SL 262 TGT 272-276. MCX**

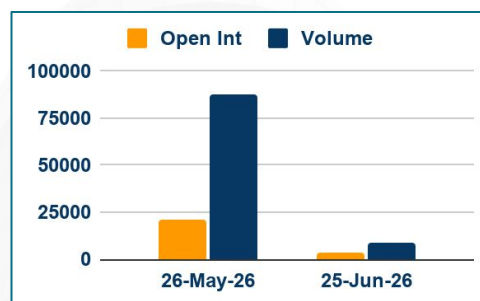
### Observations

Naturalgas trading range for the day is 261.3-286.5.  
 Natural gas slid on forecasts for less demand than previously expected, ample amounts of fuel in storage.  
 The average storage level in Germany stood at only around 26%, a level last seen during the crisis year of 2021/2022.

Lower demand forecasts and high storage levels weigh on prices

LSEG data shows U.S. output, LNG exports, and demand all trending lower

### OI & Volume



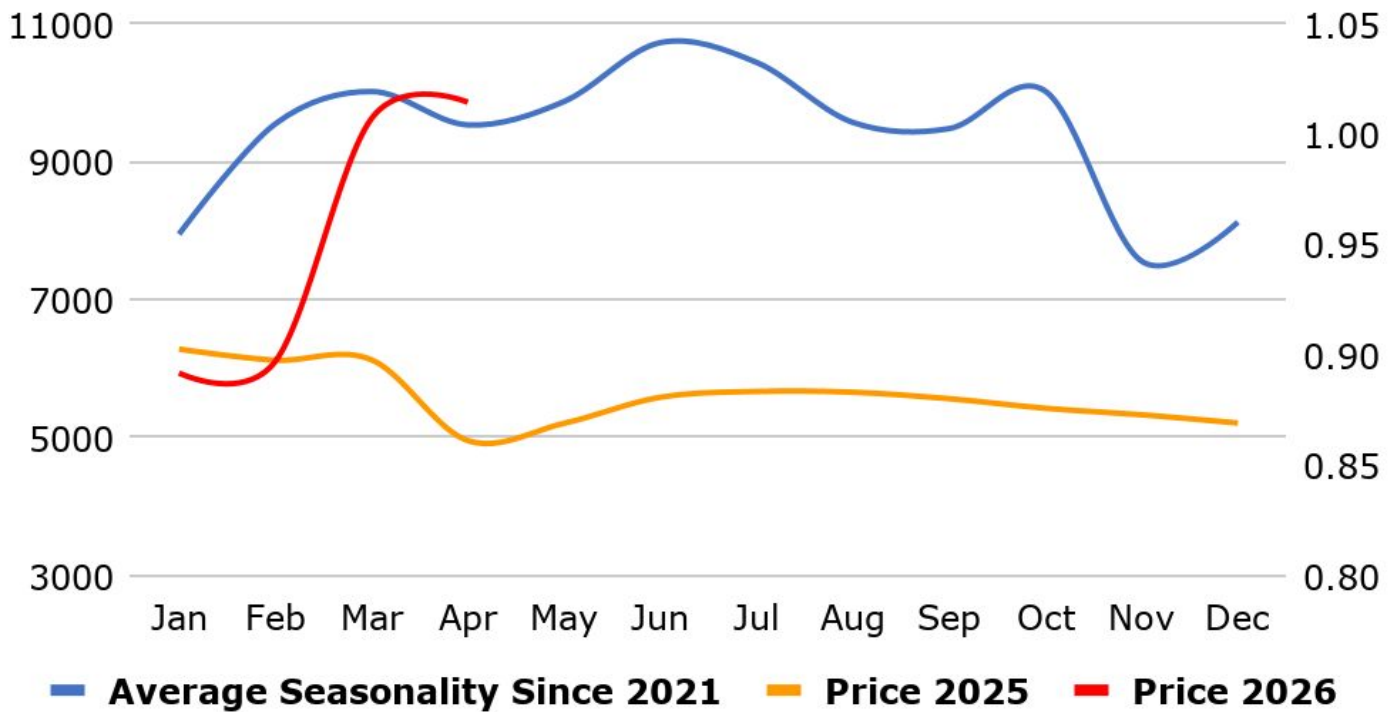
### Spread

Commodity	Spread
NATURALGAS JUN-MAY	22.00
NATURALGAS MINI JUN-MAY	22.10

### Trading Levels

Commodity	Expiry	Close	R2	R1	PP	S1	S2
NATURALGAS	26-May-26	270.90	286.50	278.70	273.90	266.10	261.30
NATURALGAS	25-Jun-26	292.90	307.20	300.10	295.80	288.70	284.40
NATGAS MINI	26-May-26	270.90	287.00	279.00	274.00	266.00	261.00
NATGAS MINI	25-Jun-26	293.00	307.00	300.00	296.00	289.00	285.00
Natural Gas \$		2.8210	2.8360	2.8290	2.8240	2.8170	2.8120

## MCX Crude Oil Seasonality



## MCX Natural Gas Seasonality



### Economic Data

Date	Curr.	Data
May 11	USD	Existing Home Sales
May 12	EUR	German Final CPI m/m
May 12	EUR	German ZEW Economic Sentiment
May 12	EUR	ZEW Economic Sentiment
May 12	USD	ADP Weekly Employment Change
May 12	USD	Core CPI m/m
May 12	USD	CPI m/m
May 12	USD	CPI y/y
May 13	EUR	French Final CPI m/m
May 13	EUR	Flash Employment Change q/q
May 13	EUR	Flash GDP q/q
May 13	EUR	Industrial Production m/m
May 13	USD	Core PPI m/m

Date	Curr.	Data
May 13	USD	Crude Oil Inventories
May 14	GBP	GDP m/m
May 14	GBP	Prelim GDP q/q
May 14	GBP	Goods Trade Balance
May 14	GBP	Industrial Production m/m
May 14	GBP	Manufacturing Production m/m
May 14	USD	Core Retail Sales m/m
May 14	USD	Retail Sales m/m
May 14	USD	Unemployment Claims
May 14	USD	Import Prices m/m
May 14	USD	Business Inventories m/m
May 14	USD	Natural Gas Storage
May 15	USD	Empire State Manufacturing Index

### News you can Use

China's export growth gathered pace in April as factories raced to meet a wave of overseas orders from buyers seeking to stockpile components amid fears the Iran war could push global input costs even higher. Exports expanded 14.1% from a year earlier in U.S. dollar value terms, customs data showed, outpacing the 2.5% gain in March and a 7.9% rise tipped by economists. Chinese exporters have so far weathered the fallout from the Middle East conflict, buoyed by overseas buyers scrambling to secure supplies, but economists warn that the longer the war drags on and energy prices rise, the greater the risk that external demand fades away – leaving sluggish domestic consumption unable to plug the gap. New export orders rose to their highest level in two years, separate factory activity data for April showed last month. Imports notched another strong month in April, climbing 25.3% versus 27.8% in March. That boosted China's trade surplus last month to \$84.8 billion, from \$51.13 billion in March.

Policymakers at the Bank of Japan stayed cautious about the uncertain Middle East situation at their April meeting, though several members still saw scope for near-term interest rate hikes. One official said there was “no need to take hasty action,” but argued the central bank should raise rates soon unless there are clear signs of an economic slowdown. Another member said “it is quite possible” the board could hike rates from the next meeting onward, even if uncertainty surrounding the Gulf conflict persists, while a third warned the central bank may need to accelerate tightening “without hesitation” if upside inflation risks intensify. Some members stressed that while downside risks to growth and upside risks to prices could both rise, policy should focus on preventing inflation from overshooting and hurting the economy later on. At the April 27–28 meeting, the BoJ kept its policy rate unchanged at 0.75% but raised inflation forecasts due to soaring oil prices linked to the Iran war.

# Stay Ahead in Markets with Kedia Advisory



Get Live Commodity & Equity Market Updates backed by in-depth research, data-driven insights, and expert analysis.

## Why Kedia Advisory

- 👁️ Real-time market updates
- 👁️ Key levels & trend direction
- 👁️ Research-based market views
- 👁️ Trusted by active traders & investors

Visit: Kedia Advisory Website

[www.kediaadvisory.com](http://www.kediaadvisory.com)

CLICK HERE



SCAN ME



**Kedia Stocks and Commodities Research Pvt Ltd**

SEBI REGISTRATION NUMBER : INH000006156

Aadinath Commercial, Opp. Mumbai University, Vasant Valley Road, Khadakpada, Kalyan West

Investment in securities market are subject to market risks, read all the Related documents carefully before investing.



**Scan the QR to  
connect with us**

**KEDIA ADVISORY**

## **KEDIA STOCKS & COMMODITIES RESEARCH PVT LTD.**

Mumbai. INDIA.

For more details, please contact Mobile: +91 9619551022

Email: [info@kediaadvisory.com](mailto:info@kediaadvisory.com)

SEBI REGISTRATION NUMBER - INH000006156

For more information or to subscribe for monthly updates

Visit [www.kediaadvisory.com](http://www.kediaadvisory.com)

This Report is prepared and distributed by Kedia Stocks & Commodities Research Pvt Ltd. for information purposes only. The recommendations, if any, made herein are expressions of views and/or opinions and should not be deemed or construed to be neither advice for the purpose of purchase or sale through KSCRPL nor any solicitation or offering of any investment /trading opportunity. These information/opinions/ views are not meant to serve as a professional investment guide for the readers. No action is solicited based upon the information provided herein. Recipients of this Report should rely on information/data arising out of their own investigations. Readers are advised to seek independent professional advice and arrive at an informed trading/investment decision before executing any trades or making any investments. This Report has been prepared on the basis of publicly available information, internally developed data and other sources believed by KSCRPL to be reliable. KSCRPL or its directors, employees, affiliates or representatives do not assume any responsibility for or warrant the accuracy, completeness, adequacy and reliability of such information/opinions/ views. While due care has been taken to ensure that the disclosures and opinions given are fair and reasonable, none of the directors, employees, affiliates or representatives of KSCRPL shall be liable for any direct, indirect, special, incidental, consequential, punitive or exemplary damages, including lost profits arising in any way whatsoever from the information/opinions/views contained in this Report. The possession, circulation and/or distribution of this Report may be restricted or regulated in certain jurisdictions by appropriate laws. No action has been or will be taken by KSCRPL in any jurisdiction (other than India), where any action for such purpose (s) is required. Accordingly, this Report shall not be possessed, circulated and/ or distributed in any such country or jurisdiction unless such action is in compliance with all applicable laws and regulations of such country or jurisdiction. KSCRPL requires such a recipient to inform himself about and to observe any restrictions at his own expense, without any liability to KSCRPL. Any dispute arising out of this Report shall be subject to the exclusive jurisdiction of the Courts in India.